



SERVICE BULLETIN

Classification: TE04-012	Reference: NTB04-112	Date: October 14, 2004
-----------------------------	-------------------------	---------------------------

ESSENTIAL TOOL; J-47128 VQ ENGINE REAR MAIN SEAL INSTALLER

APPLIED VEHICLES: All Nissan with VQ30DE, VQ35DE, or VQ40DE Engines

SERVICE INFORMATION

- Use J-47128 Seal Installer when replacing the Rear Main Seal on a VQ30DE, VQ35DE, or VQ40DE engine.
- This new tool is Essential and will be automatically sent to each dealer.
- Each dealer's Non-Vehicle Account will be charged \$37.50, plus applicable taxes and freight.
- Additional tools can be ordered from Nissan TECH-MATE at 1-800-662-2001. Prices are subject to change.
- Refer to the TECH-MATE Essential Tool Shipment Flyer (page 3) and Tool Storage Instructions (page 4) for additional information.
- Refer to the Service Procedure for instructions on how to use this new tool.



Figure 1

SERVICE PROCEDURE

1. Loosen the Wing Nut on the end of the tool (see Figure 1).
2. Insert the Arbor into the crankshaft pilot hole until the outer lip of the tool covers the edge of the crankshaft sealing surface (see Figure 2).

NOTE: On M/T vehicles, the pilot bushing must be removed.




Figure 2

3. Tighten the Wing Nut to secure the tool in the crankshaft.
4. Lubricate the sealing surface of the new rear main seal.
5. Slide the new rear main seal over the tool and onto the crankshaft.




Figure 3

6. Loosen the Wing Nut and push the Threaded Rod into the handle to remove the tool.
7. On M/T vehicles, you'll have to install a new pilot bushing.

TECH·MATE
NISSAN AUTHORIZED
TOOL & EQUIPMENT PROGRAM

ESSENTIAL TOOL SHIPMENT

TO: Dealer Principal and Dealer Service Manager

2004 Nissan EG-130-04-11

To: Dealer Principal and Dealer Service Manager.

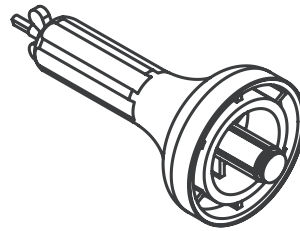
The following special service tool has been classified essential by Nissan North America, Inc.

J-47128

VQ Rear Main Seal Installer

Application: VQ30, VQ35, and VQ40 Engines

Note: The J-47128 VQ Rear Main Seal Installer is designed to install the rear main seal on VQ engines. This durable, lightweight tool protects the seal lip from rolling over during installation on the crankshaft. Currently, there is no equivalent tool that performs this function.



This essential tool will be invoiced to your Nissan Non-Vehicle Account at \$37.50 (plus applicable taxes and freight) in accordance with your dealer agreement with Nissan North America, Inc.

*Please see the next page for tool storage instructions.

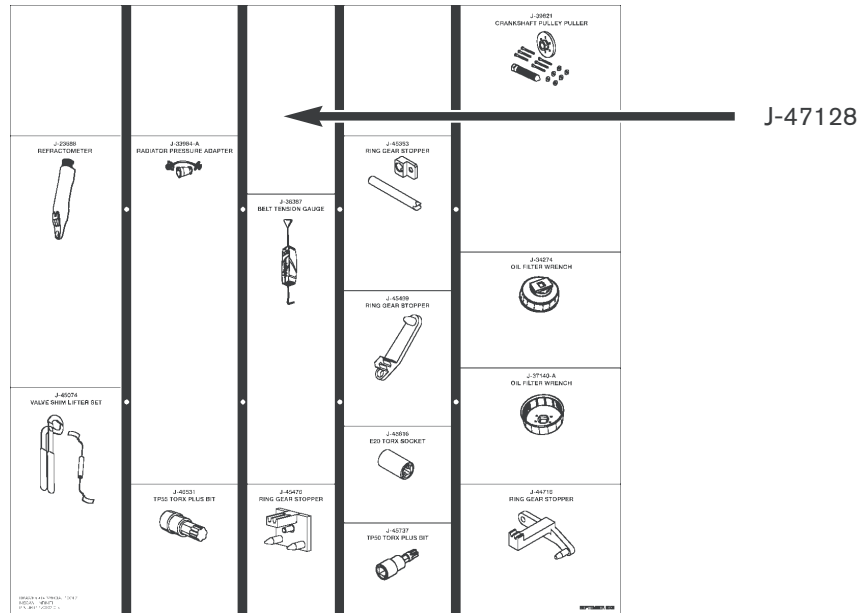
Phone 1-800-662-2001 • FAX 1-586-578-7375



TP040713

Tool Storage Instructions:

1. This special service has been assigned to drawer #14 of your Special Tool Storage System (STSS). Please open the drawer and apply the "J-47128" temporary label in the middle of the designated compartment. (See drawer liner reference below for tool location.)



2. Place the new tool into the compartment at the designated location and replace your existing STSS Tool Location Index with an updated version.

Note: The latest version of the STSS Tool Location Index is available in ASIST and is updated regularly to reflect the latest tool location information.

You will also receive a Drawer Liner Update Package for your STSS periodically. This update package will contain one permanent label and locating instructions for each essential tool that has been recently shipped. These permanent labels should be applied over the temporary labels that are included with each essential tool shipment.

Promotion # NI04-321A



SPX Corporation • 655 Eisenhower Drive • Owatonna, MN 55060-0995 • Phone 800-662-2001 • Fax 586-578-7375

TP040714